


Big Idea:

We can't understand what we are reading

if we don't understand the words


Mrs. Gaughran

June 4, 2014




CGaughran Hand Book Lesson

- What can readers do when they don't recognize a word?
- How can we use what we already know?
- What are context clues?
- What is a glossary?
- Who can we ask for help?





Essential & Guiding Questions

Think



Share






Think Pair Share

Work with your partner to

Circle the words you don't know

Use the glossary and context clues



Turn & Talk - circle words

Glossary:

a list that gives definitions of the hard or unusual words found in a book

Bouncing: to move or jump up and down (12)

Crowd: a large group of people (14)

Doves: small wild birds (9)

Easy: not hard to do (10)

Enough: equal to what is needed (15)

Escaped: to get away from a place where you are being held or kept (13)

Everyone: every person (2)

Except: not including something or someone (24)

Fight: to hit someone or something with your hands (6)

Helpful: making it easier to do a job (12)

Knuckle: any one of the thick, bony parts (called joints) in your fingers (18)

Neither: not one or the other of two people or things (20)

Shadows: an area of darkness created when a source of light is blocked (11)

Singer: someone who sings (17)

Tennis: a game two people play and hit a small ball over a net using rackets (16)

Understands: to know how something works or happens (1)


Washing: cleaning something with water and soap (20)

Whale: an often very large animal that lives in the ocean (13)

Whistle: a high and loud sound made by forcing air through your lips or teeth (14)


Whole: great or large in size (14)

Wrinkle: a small line or fold that appears on your skin as you grow older (18)




Glossary

The Hand Book



By David Wiley




THE HAND BOOK


BY DAVID WILEY

WWW.HANDBOOKS.COM


Cover page




1 dedication




3



5




7




Pages 9 & 10




Pages 11 & 12




Pages 13 & 14




Pages 15 & 16




Pages 17 & 18




Pages 19 & 20




Pages 21 & 22



Pages 23 & 24



Back end paper and back cover



Essential question